

มีการอ้างอิงบทความวิจัย “Physicochemical Properties, Antioxidant and Anti-Tyrosinase Activities of *Durio zibethinus* Murray and Value Added for Cosmetic Product Formulation” จำนวน 3 บทความ

The screenshot shows a web browser window displaying a ResearchGate profile page. The address bar shows the URL: <https://www.researchgate.net/profile/Pawalee-Srisuksomwong/stats/citations/all>. The page content includes a notification: "Your publication has 1 new citation" for the article "Physicochemical Properties, Antioxidant and Anti-Tyrosinase Activities of *Durio zibethinus* Murray and Value Added for Cosmetic Product Formulation". Below this, a citation is highlighted with a red box and a yellow box containing the number "1". The citation is for the article "Durian (*Durio zibethinus* L.): Nutritional Composition, Pharmacological Implications, Value-Added Products,..." published in March 2024 with 23 reads. The authors listed are Gholamreza Khaksar, Sudarat Kasemcholathan, and Supaart Sirikantaramas. Below the citation, another notification states "Your publication has 4 new citations" for the article "Antioxidant, Anti-Tyrosinase, and Anti-Skin Pathogenic Bacterial Activities and Phytochemical Compositions of Corn Silk Extracts, and Stability of Corn Silk Facial Cream Product". A snippet of text from the article is visible at the bottom: "... This is followed by 10 min in an 8000 rpm centrifuge at 25 °C, and finally the supernatant is removed to be measured. A spectrophotometer is preheated for more than 30 min, the wavelength is adjusted to 760 nm, and measurement is taken with reagent 1(distilled water) and reagent 2 (sample)". The Windows taskbar at the bottom shows the date and time as 10:19 on 4/4/2567 (Buddhist Era).

Click to go back (Alt+Left arrow), hold to see history

https://www.researchgate.net/profile/Pawalee-Srisuksomwong/stats/citations/all

Your publication has 1 new citation

Physicochemical Properties, Antioxidant and Anti-Tyrosinase Activities of *Durio zibethinus* Murray and Value Added for Cosmetic Product Formulation

Durian (*Durio zibethinus* L.): Nutritional Composition, Pharmacological Implications, Value-Added Products,...

Article March 2024 · 23 Reads

Horticulturae

Gholamreza Khaksar · Sudarat Kasemcholathan · Supaart Sirikantaramas

[View](#)


Your publication has 4 new citations

Antioxidant, Anti-Tyrosinase, and Anti-Skin Pathogenic Bacterial Activities and Phytochemical Compositions of Corn Silk Extracts, and Stability of Corn Silk Facial Cream Product

... This is followed by 10 min in an 8000 rpm centrifuge at 25 °C, and finally the supernatant is removed to be measured. A spectrophotometer is preheated for more than 30 min, the wavelength is adjusted to 760 nm, and measurement is taken with reagent 1(distilled water) and reagent 2 (sample)

88°F Mostly sunny 10:19 4/4/2567

← → ↻ 🏠 🔒 https://www.researchgate.net/profile/Pawalee-Srisuksomwong/stats/citations/all 🔊 ☆ 📄 ⌵ 🌐 📶 🔋 🔌

 Your publication has 2 new citations





Physicochemical Properties, Antioxidant and Anti-Tyrosinase Activities of Durio zibethinus Murray and Value Added for Cosmetic Product Formulation

Request the full-text from the authors who cited you to see how your work is being cited. [Request full-text](#)

2

Extraction of flavonoids from durian (*Durio zibethinus*) fruit rinds and evaluation of their antioxidant, antidiabetic, and anticancer...

Article December 2023 · 93 Reads

 Khang Hoai Tran ·  Ngoc Phuong Nghi Nguyen ·  Thuy Thuy Trang Nguyen · [...] ·  Hoang Chinh Nguyen


[View](#)

... DPPH exhibits a peak at 520 nm when measured using UV-vis spectrophotometry, appearing purple. Upon scavenging DPPH free radicals, it changes color to yellow, indicating high antioxidant capability [19]. The DPPH free radical scavenging capacity in this experiment was evaluated by modifying Blois' method [20]. ...

3

Anti-Obesity Effect of Daidzein Derived from *Pachyrhizus erosus* (L.) Urb. Extract via PPAR Pathway in MDI-Induce...

Article December 2023 · 32 Reads · 1 Citation



88°F Mostly sunny 🔍 Search 📁 📧 📅 📄 📊 📈 📉 📌 📍 📎 📏 📐 📑 📒 📓 📔 📕 📖 📗 📘 📙 📚 📛 📜 📝 📞 📟 📠 📡 📢 📣 📤 📥 📦 📧 📨 📩 📪 📫 📬 📭 📮 📯 📰 📱 📲 📳 📴 📵 📶 📷 📸 📹 📺 📻 📼 📽 📾 📿 📠 📡 📢 📣 📤 📥 📦 📧 📨 📩 📪 📫 📬 📭 📮 📯 📰 📱 📲 📳 📴 📵 📶 📷 📸 📹 📺 📻 📼 📽 📾 📿

ENG 📶 🔊 🔌 10:22 4/4/2567 📧 📱 📺 📻 📼 📽 📾 📿

1. <https://www.mdpi.com/2311-7524/10/4/342>

Abstract
Introduction
Methodology of the Review
Durian Fruit
Development of Plant-Based Foods (PBFs) from Durian Fruit
Valorization of Agricultural Waste from Durian Plants: Development of Value-Added Products in a Circular Economic Model
Toward Molecular Marker Development to Accelerate the Breeding of Novel Elite Cultivars with Desirable Traits
Future Perspective
Author Contributions
Funding
Data Availability Statement
Conflicts of Interest
References

Download PDF Order Article Reprints

95. Jiamjaritatom, R.; Thongrod, W.; Koocharoenpisal, N. Durian (*Durio zibethinus*) Peel Flour as Novel Ingredient in Gluten-Free Biscuit: Physico-Chemical, Technological and Nutritional Perspective. *J. Culin. Sci. Technol.* **2023**. [Google Scholar] [CrossRef]

96. He, Y.; Peng, L.; Xiong, H.; Liu, W.; Zhang, H.; Peng, X.; Zhu, X.; Guo, F.; Sun, Y. The Profiles of Durian (*Durio zibethinus* Murr.) Shell Phenolics and Their Antioxidant Effects on H2O2-Treated HepG2 Cells as Well as the Metabolites and Organ Distribution in Rats. *Food Res. Int.* **2023**, *163*, 112122. [Google Scholar] [CrossRef]

97. Jiang, H.; Dong, J.; Jiang, S.; Liang, Q.; Zhang, Y.; Liu, Z.; Ma, C.; Wang, J.; Kang, W. Effect of *Durio zibethinus* Rind Polysaccharide on Functional Constipation and Intestinal Microbiota in Rats. *Food Res. Int.* **2020**, *136*, 109316. [Google Scholar] [CrossRef]

98. Siwina, S.; Leasing, R. Bioconversion of Durian (*Durio zibethinus* Murr.) Peel Hydrolysate into Biodiesel by Newly Isolated Oleaginous Yeast *Rhodotorula mucilaginosa* KKUSY14. *Renew. Energy* **2021**, *163*, 237–245. [Google Scholar] [CrossRef]

99. Selvarajoo, A.; Wei, L.C.; Oochit, D.; Omar Almashjary, K.H. Bio-Pellets from Empty Fruit Bunch and Durian Rinds with Comstarch Adhesive for Potential Renewable Energy. *Mater. Sci. Energy Technol.* **2021**, *4*, 242–248. [Google Scholar] [CrossRef]

100. Charoenphun, N.; Klangbud, W.K. Antioxidant and Anti-Inflammatory Activities of Durian (*Durio zibethinus* Murr.) Pulp, Seed and Peel Flour. *PeerJ* **2022**, *10*, e12933. [Google Scholar] [CrossRef]

101. Mungmai, L.; Kanokwattananon, C.; Thakang, S.; Nakkathok, A.; Srisuksomwong, P.; Tanamatayarat, P. Physicochemical Properties, Antioxidant and Anti-Tyrosinase Activities of *Durio zibethinus* Murray and Value Added for Cosmetic Product Formulation. *Cosmetics* **2023**, *10*, 87. [Google Scholar] [CrossRef]

102. QS GLOBAL EDUCATION NEWS. Chula Faculty of Science Researchers Find Young Durian Extracts to Have as High Anti-Oxidants as Vitamin C. Available online: <https://qs-gen.com/chula-faculty-of-science-researchers-find-young-durian-extracts-to-have-as-high-anti-oxidants-as-vitamin-c/> (accessed on 2023-03-2023).

103. Jayakumar, R.; Kanthimathi, M. Inhibitory Effects of Fruit Extracts on Nitric Oxide-Induced Proliferation in MCF-7 Cells. *Food Chem.* **2011**, *126*, 956–960. [Google Scholar] [CrossRef]

104. Saminathan, V.; Doraiswamy, R. Phytochemical Analysis, Antioxidant and Anticancer Activities of Durian (*Durio zibethinus* Murr.) Fruit Extract. *J. Res. Pharm.* **2020**, *24*, 882–892. [Google Scholar] [CrossRef]

105. Abdul Rahman, M.S.; Kanakarajan, S.; Selvaraj, R.; Kamalanathan, A.; Fatima, S.; Abudawood, M.; Siddiqi, N.J.; Alanazi, H.; Sharma, B.; de Lourdes Pereira, M. Elucidation of the Anticancer Mechanism of Durian Fruit (*Durio zibethinus*) Pulp Extract in Human Leukemia (HL-60) Cancer Cells. *Nutrients* **2023**, *15*, 2417. [Google Scholar] [CrossRef]

106. Plekratoke, K.; Waiwu, P.; Suchaichit, N.P.; Bunyapraphatsara, N.; Reubroycharoen, P.; Boonyarat, C. Neuroprotective Effect of *Durio zibethinus* Against Beta Amyloid. *Thai J. Pharmacol.* **2018**, *40*, 2. [Google Scholar]

107. Temviriyankul, P.; Kittibunchakul, S.; Trisonthi, P.; Inthachat, W.; Siriwan, D.; Suttisansanee, U. Analysis of Phytonutrients, Anti-Mutagenic and Chemopreventive Effects of Tropical Fruit Extracts. *Foods* **2021**, *10*, 2600. [Google Scholar] [CrossRef]

108. Arsa, S.; Winatanawin, A.; Sitwananich, R.; Makkerdchoo, O.; Chatsuwann, N.; Kaewthong, P.; Pinsirodom, P.

88°F Mostly sunny Search 10:21 4/4/2567

2. <https://ifst.onlinelibrary.wiley.com/doi/10.1111/ijfs.16886>

The screenshot shows a web browser displaying a list of research articles. The browser's address bar shows the URL <https://ifst.onlinelibrary.wiley.com/doi/10.1111/ijfs.16886>. The page content includes a list of articles with their titles, authors, and publication details. Each article entry has a 'View' button and links to 'CAS' and 'Google Scholar'. An advertisement for Google is visible on the right side of the page, with a 'Stop seeing this ad' button and a 'Why this ad?' link. The Windows taskbar at the bottom shows the system tray with a temperature of 88°F, a search bar, and various application icons.

SECTIONS PDF TOOLS SHARE

[CAS](#) [Google Scholar](#)

Masrol, S.R., Ibrahim, M.H.I. & Adnan, S. (2015). Chemi-mechanical pulping of durian rinds. *Procedia Manufacturing*, 2, 171–180.

[View](#) [Google Scholar](#)

Masturi, Alighiri, D., Edie, S. *et al.* (2020). Identification of flavonoid compounds and total flavonoid content from biowaste of local durian shell (*Durio zibethinus*). *Journal of Physics: Conference Series*, 1567, 042084.

[View](#) [CAS](#) [Google Scholar](#)

Mungmai, L., Kanokwattananon, C., Thakang, S., Nakkathok, A., Srisuksomwong, P. & Tanamatayarat, P. (2023). Physicochemical properties, antioxidant and anti-tyrosinase activities of *Durio zibethinus* Murray and value added for cosmetic product formulation. *Cosmetics*, 10, 87.

[View](#) [CAS](#) [Google Scholar](#)

Nakhjavani, M., Zarghi, A. & Shirazi, F.H. (2014). Cytotoxicity of selected novel chalcone derivatives on human breast, lung and hepatic carcinoma cell lines. *Iranian Journal of Pharmaceutical Sciences*, 13, 953–958.

[CAS](#) [Google Scholar](#)

Nguyen, M.N. & Ho-Huynh, T.D. (2016). Selective cytotoxicity of a Vietnamese traditional formula, Nam Dia long, against MCF-7 cells by synergistic effects. *BMC Complementary Medicine and Therapies*, 16, 220.

[View](#) [Web of Science®](#) [Google Scholar](#)

Advertisement

Ads by Google

[Stop seeing this ad](#)

[Why this ad? ⓘ](#)

88°F
Mostly sunny

Search

ENG 10:30
4/4/2567

3. <https://www.mdpi.com/2079-9284/10/6/164>

Navigation menu:

- Abstract
- Introduction
- Materials and Methods
- Results
- Discussion
- Conclusions
- Supplementary Materials
- Author Contributions
- Funding
- Institutional Review Board Statement
- Informed Consent Statement
- Data Availability Statement
- Conflicts of Interest
- References

Reference list:

13. Kowalska, K.; Olejnik, A.; Szwajgier, D.; Olkowicz, M. Inhibitory activity of chokeberry, bilberry, raspberry and cranberry polyphenol-rich extract towards adipogenesis and oxidative stress in differentiated 3T3-L1 adipose cells. *PLoS ONE* **2017**, *12*, e0188583. [Google Scholar] [CrossRef] [PubMed]
14. Hinds, T.D.; Burns, K.A.; Hosick, P.A.; McBeth, L.; Nestor-Kalinoski, A.; Drummond, H.A.; AlAmodi, A.A.; Hankins, M.W.; Vanden Heuvel, J.P.; Stec, D.E. Biliverdin reductase A attenuates hepatic steatosis by inhibition of glycogen synthase kinase (GSK) 3 β phosphorylation of serine 73 of peroxisome proliferator-activated receptor (PPAR) α . *J. Biol. Chem.* **2016**, *291*, 25179–25191. [Google Scholar] [CrossRef]
15. Barber, T.M.; Kabisch, S.; Pfeiffer, A.F.; Weickert, M.O. The health benefits of dietary fiber. *Nutrients* **2020**, *12*, 3209. [Google Scholar] [CrossRef]
16. Sabarathinam, S. A glycemic diet improves the understanding of glycemic control in diabetes patients during their follow-up. *Future Sci. OA* **2023**, *9*, FSO843. [Google Scholar] [CrossRef]
17. Suryana, A.L.; Kristanto, A.A.; Putri, F. Effect consumption of Papaya and Jicama juice to total cholesterol levels in hypercholesterolemia patients. *Int. J. Pharma. Bio-Med. Sci.* **2023**, *3*, 152–155. [Google Scholar] [CrossRef]
18. Yamauchi, T.; Kamon, J.; Waki, H.; Terachi, Y.; Kubota, N.; Hara, K.; Mori, Y.; Ide, T.; Murakami, K.; Tsuboyama-Kasaoka, N.; et al. The fat-derived hormone adiponectin reverses insulin resistance associated with both lipodystrophy and obesity. *Nat. Med.* **2001**, *7*, 941–946. [Google Scholar] [CrossRef]
19. Mungmai, L.; Kanokwattananon, C.; Thakang, S.; Nakkrathok, A.; Srisuksomwong, P.; Tanamatayarat, P. Physicochemical properties, antioxidant and anti-tyrosinase activities of *Durio zibethinus* Murray and value added for cosmetic product formulation. *Cosmetics* **2023**, *10*, 87. [Google Scholar] [CrossRef]
20. Blois, M.S. Antioxidant determinations by the use of a stable free radical. *Nature* **1958**, *191*, 1199–1200. [Google Scholar] [CrossRef]
21. Ahn, G.Y.; Bae, S.H. Strategies for the safe use of nonsteroidal anti-inflammatory drugs. *J. Korean Med. Assoc.* **2018**, *61*, 367–375. [Google Scholar] [CrossRef]
22. Sato, K.; Hiraga, Y.; Yamaguchi, Y.; Sakaki, S.; Takenaka, H. Anti-melanogenic and anti-oxidative effects of *Nostoc verrucosum* (ashitsuki) extracts. *Cosmetics* **2023**, *10*, 30. [Google Scholar] [CrossRef]
23. Kurzawa, M.; Wilczyńska, E.; Brudzyńska, P.; Sionkowska, A. Total phenolic content, antioxidant capacity and UV Radiation Protection Properties of Marigold (*Calendula officinalis*), carrot (*Daucus carota*), tomato (*Solanum lycopersicum*) and hop (*Humulus lupulus*) Extracts. *Cosmetics* **2022**, *9*, 134. [Google Scholar] [CrossRef]
24. Ainsworth, E.A.; Gillespie, K.M. Estimation of total phenolic content and other oxidation substrates in plant tissues using Folin-Ciocalteu reagent. *Nat. Protoc.* **2007**, *2*, 875–877. [Google Scholar] [CrossRef]
25. Rungsang, T.; Srivilai, J.; Rakasawapokin, P.; Rakasawapokin, P.; Mungmai, L.; Saesue, K.; Aonboontum, P.; Plukham, N.; Siriwipanan, P.; Chaichanathawikit, P.; et al. Assessment of antioxidant, anti-lipid peroxidation, antiglycation, anti-inflammatory and anti-tyrosinase properties of *Dendrobium sulcatum* Lindl. *Cosmetics* **2023**, *10*, 43. [Google Scholar] [CrossRef]
26. Phosri, S.; Kiattisin, K.; Intharuksa, A.; Janon, R.; Na Nongkhaj, T.; Theansungnoen, T. Anti-aging, anti-acne, and cytotoxic activities of *Houttuynia cordata* extracts and phytochemicals analysis by LC-MS/MS. *Cosmetics* **2022**, *9*, 136. [Google Scholar] [CrossRef]

Browser status bar: 88°F Mostly sunny, Search, 10:33 4/4/2567