

## CREATIVE WORK OF THE IMAGINATION FROM LIFE AT NIGHT

Paithoon Thongdee  
Asst. Prof. Phuket Rajabhat University, Thailand

### ABSTRACT

Every life expresses its value and meaning. I noticed Recognize and experience from the experience of the natural environment near Until forming a form of thought imagination that wants to convey the aesthetics of life during the night. Which is full of emotions and feelings of search for silence while many lives are asleep but another life is beginning, I created that inspiration. Is a drawing of 3pieces with the objective of firstly, Study of data from nature, from atmosphere and life at night, secondly, create line drawing works that can convey the story and beauty of life at night.

Conducting the study using visual arts creative practices. By analyzing data from the atmosphere and environment of life at night Through the expression of the shape of animals, plants and the environment. Including free forms that arise from the combination of imagination from the creator.

Study / creative results show that Outstanding characteristics of the work in black and white tones. Able to convey the angle well during the night In terms of content, the shapes are found in a combination of shapes, such as the house cat shape, the tree, the flower forest and the free shape. And the main water overlapping resulting from Chinese ink technique and drawing Able to create relationships of various shapes in Works.

Keywords :Imagination, Life, Night

## **1. Introduction**

Nature can be an endless source of inspiration for artistic creation. both the structure of various plants Organisms that live in the natural environment including the atmosphere of rivers, streams and mountains that appear in nature All of them have inspired me to create works of art.

Observing living things and their natural environment In the midst of the tranquility in the area, the author's house is in nature, far from dense communities. until causing the compounding of the perceived experience I saw the importance of the abundance of nature. Mountain area which is the watershed area If the forest is fertile, it can store water. able to nourish all beings that depend on each other tree sap The tree is the house of the birds. Water combines to form a stream. There is a group of fish swimming in the river. Animals can catch fish for food. When the animal dies, it may be a fertilizer to create fertility for the tree. This perspective and way of thinking made me see the issues and meanings of the environment on the subject and philosophy of life.

The life of the environment during the night It is the main inspiration for the creation of the line drawings in this series. This is because nighttime can be a time when the light of the sun gets darker. create the imagination of looking at the shapes that appear in nature Darkness may have implications for the end, death, but in the dark it really is. return to life that exists as well

For that reason I am therefore inspired by the condition of living things and the nature that appears in the environment. that represents the kindness and must rely on being part of the nature that is related in dimensions and at night which are conveyed as 3 creative line drawings

## **2.Relevant concepts/theories**

Experience of perception It is important in the development of human aesthetics. Aesthetics can be divided into two broad categories: the beauty of man-made objects. and natural beauty Of course, the interpretation of beauty comes from the experience of each person's perception of beauty. unequal or have views and opinions different way of thinking Aesthetic experience is therefore essential in developing a perception of beauty and uplifting the human spirit.

Creative work of the Imagination from Life at night Inspired by the experiences and surroundings of the creators Seeing the beauty of the dark atmosphere at night which has found that there are still living things that are still moving and live life as it is during the day showing mutual support of the natural environment such as trees, mountains, rivers, flora and fauna, etc. These are phenomena of the environment that are valuable.

### 3. The process of creating

in the creation of drawings, the Nightlife series There is a process to operate as follows.

Step 1 Data Collection It is a field visit in the real area. to collect data by drawing a line or recording with a camera To gather interesting and relevant information to support the inspiration. The main concepts to lead to the results of the style of the works are clear. and is unique


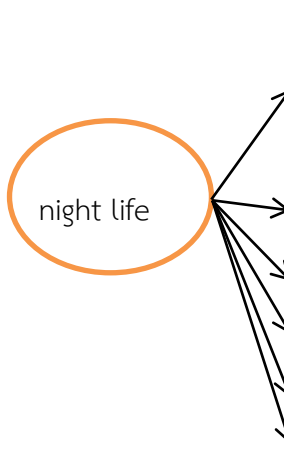


Figure 1 Image data from the environment.

Step 2. Data Analysis is an important data analysis by using objectives and concepts as a set To set goals to convey the perspective and beauty of night life, which can be displayed in a table as follows.

Table 1 shows the data analysis. “life at night” to explore the possibilities of artistic expression.

	picture	natural expression	artistic expression
 night life	light	darkness, dim	Black and white weight tones
	wind	speed, lightness	moving lines
	animal	instinct, smack	shape, anatomy
	vegetation	structure	Proportion, texture
	water	movement	curve, wavy lines
	clouds	ambiguity	translucent overlay

Step 3 Sketching is inspired processing and data analysis. to the creation of sketches to research to create images instead of ideas or imaginary images to become a key principle used in the creation of real works However, what appears in the sketch and the actual work There may be some parts that can be adjusted as appropriate. Or can create an instant, add and reduce as you imagine in the creation of real works.



Figure 2 Making a sketch of a set of creative works Life at night

Step 4 Creation Begin by preparing the materials used for creative drawing, such as brushes of various sizes, pencils, Chinese ink, masking tape, cutter knife, palette, paper and plywood boards for drawing, etc.



Figure 3 Materials and equipment used in the creation

4.1 The first step starts with a pencil sketch on paper. Then use Chinese ink mixed with water to weigh with various weight values. in the first layer and leave to dry. It takes about 30 minutes.



Figure 4 The process of sketching and weighting with Chinese ink in the first phase of the first work.

4.2 Use an EE pencil to weigh the paper. Increase the intensity and control the overall atmosphere of the work. At this stage, Chinese ink can be used to add weight and atmosphere of the work to be overlaid in as many layers as needed.




Figure 5 The process of making value with a black pencil to control dimensions and atmosphere to get an overview of the work. 1

4.3 Use an EE pencil to sharpen the tip. Used to make value on paper. Increase the intensity and control the overall atmosphere of the work. At this stage, Chinese ink can be used to add weight and atmosphere of the work to be overlaid in several layers. and create different textures until the work is complete



Figure 6 Completed picture, piece 1, titled “life at Night No. 1”



Figure 7. Creation of the 2-3rd piece.



Figure 8 The finished work, the second piece, titled “life at Night No. 2”



Figure 9 Picture of the finished work, piece 3, titled “life at Night No. 3”

#### 4. Analysis of the results

Creative work of the Imagination from Life at night Use a data analysis process to accompany the information of inspiration From the analysis of the data, the impression of the expression of the content in the phenomenon of the night environment was shown. which is full of dimensions and areas of imagination that are interesting and inviting The value issues of the three works can be analyzed as follows:

Table 2 Visual analysis of creative works 1-3

visual elements	expression	principle of art composition
Line	Lines are used to define the boundaries of shapes. Most of the curves and there are straight lines in some of the works	Direction The nature of the line has various directions. to create perspective and atmosphere of the space landscape
Shape and Form	Appears mostly geometric shapes and natural shapes. and partially free forms such as water and clouds	Conflict and Harmony Large groups of natural shapes were used in the works, but geometric shapes were still present in works 1-2 in some parts of the work.



Value and atmosphere	Use a black and white color atmosphere as the main in the work. with the value in the dark gray group mostly	Unity, color weight, black and white affects the viewer's eyes. Help make the content of the work outstanding in the matter of shape and atmosphere at night
texture	There is a texture resulting from the technique of using lines. and stains of absorption The overlap and translucency of Chinese ink on paper creates a more diverse texture.	Variety of textures, overlaps, absorption and transparency. Affects feelings towards nature The night that appears in the works

## 5. Summary

Creative work of the Imagination from Life at night It is to convey imagination and thought process. derived from the essence of natural phenomena and the environment according to the objective is Create a line drawing that can convey the story and beauty of the Life at night. Demonstrates the connection and relationship of life in nature. reflected through the night From the creativity found The use of animal shapes to represent self-hiding for night hunting. able to communicate such concepts very well.

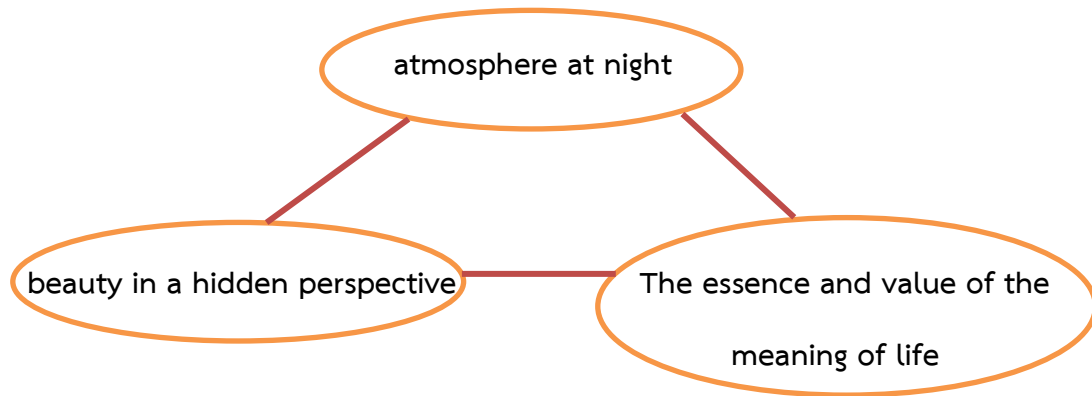


Figure 10: Findings from the creation of the creative work "Life at night "

#### References

Chalood Nimsamer. (1988). Elements of art. Bangkok: Thai Wattana Panich.

Suchart Thaothong. (2016). Research Arts to create academics as an art practice. Bangkok: Charansanitwong printing.